

Quarter 1 Financial Report

For the period ended June 30, 2023

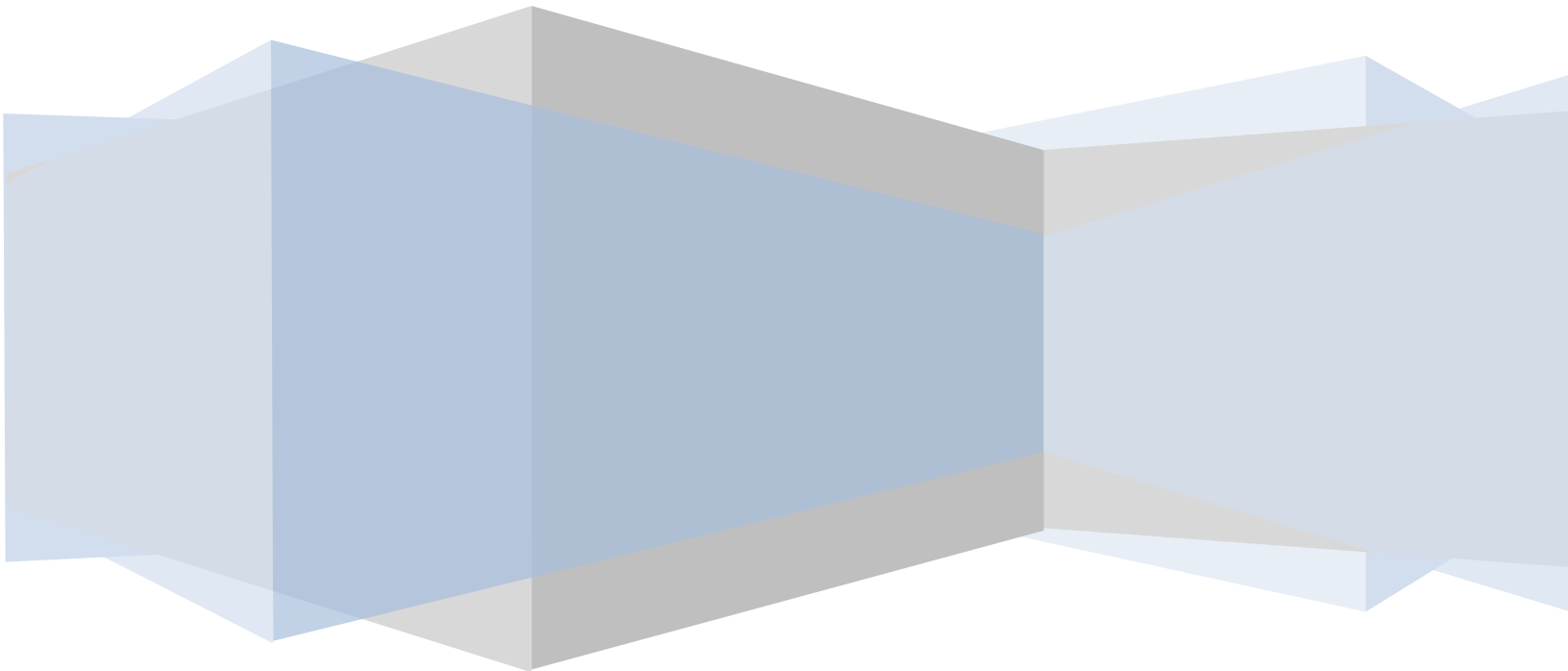
INTRODUCTION 1

CIC CONSOLIDATED MANAGEMENT DISCUSSION & ANALYSIS..... 4

CIC CONDENSED CONSOLIDATED INTERIM FINANCIAL STATEMENTS..... 12

CIC SEPARATE MANAGEMENT DISCUSSION & ANALYSIS 30

CIC CONDENSED SEPARATE INTERIM FINANCIAL STATEMENTS 33



Introduction

Crown Investments Corporation of Saskatchewan (CIC) is the Provincial Government's holding corporation for its commercial Crown corporations. CIC has invested equity in its subsidiary corporations and collects dividends from these corporations.

The purpose of the following discussion is to provide users of CIC's financial statements with an overview of its financial health. This narrative on CIC's 2023-24 first quarter financial results should be read in conjunction with the March 31, 2023 audited consolidated and separate financial statements. The accounting policies and methods of computation used in the preparation of the unaudited condensed separate and consolidated interim financial statements are consistent with those disclosed in CIC's March 31, 2023 audited separate consolidated financial statements, with the exception of the adoption of IFRS 17 – *Insurance contracts*.

To facilitate greater transparency and accountability, CIC prepares two different sets of financial statements: CIC's consolidated financial statements that report on the commercial Crown sector; and CIC's separate financial statements that reflect its role as a holding corporation for the Province.

CIC Consolidated Financial Statements

CIC's consolidated financial statements include CIC's results consolidated with the results of its subsidiary corporations. The unaudited condensed consolidated interim financial statements (herein after referred to as the "consolidated financial statements") are prepared in accordance with International Financial Reporting Standards (IFRS) and include:

Financial results of subsidiary Crown corporations;

Saskatchewan Power Corporation (SaskPower)
Saskatchewan Telecommunications Holding Corporation (SaskTel)
SaskEnergy Incorporated (SaskEnergy)
Saskatchewan Water Corporation (SaskWater)

Saskatchewan Government Insurance (SGI CANADA)
Lotteries and Gaming Saskatchewan (LGS)/
Saskatchewan Gaming Corporation (SGC)

Financial results of CIC Asset Management Inc. (CIC AMI), a wholly-owned subsidiary share capital corporation;
Dividends paid by CIC to the General Revenue Fund (GRF); and,
CIC's operating costs, public policy expenditures, interest earned on cash and cash equivalents, and equity earnings on equity accounted investees.

Consolidated earnings represent the total earnings in the Crown sector, taking into consideration the elimination of all inter-group transactions (i.e., revenues and expenses between Crown corporations and dividends paid by Crown corporations to CIC).

CIC Separate Financial Statements

CIC's separate financial statements represent CIC's earnings as the shareholder of the Saskatchewan commercial Crown sector. They assist CIC in determining its capacity to pay dividends to the Province's GRF. The unaudited condensed separate interim financial statements have been prepared in accordance with IAS 27 - *Separate Financial Statements* and IAS 34 - *Interim Financial Reporting* at the request of the Saskatchewan Legislative Assembly. These financial statements are intended to isolate CIC's cash-flow, capital support for certain subsidiary corporations, and public policy expenditures. These financial statements include:

- Dividends from subsidiary Crown corporations;
- Dividends from the Corporation's investment in Information Services Corporation; and
- CIC's operating results and public policy expenditures.

CIC CONSOLIDATED FINANCIAL STATEMENTS

CIC Consolidated Management Discussion & Analysis

Preface

Management's Discussion & Analysis (MD&A) highlights the primary factors that have an impact on the consolidated financial results and operations of CIC. It should be read in conjunction with CIC's condensed consolidated financial statements and supporting notes for the period ended June 30, 2023. These consolidated financial statements have been prepared in accordance with IAS 34 - *Interim Financial Reporting*.

The consolidated financial statements do not include all the disclosures included in CIC's annual audited consolidated financial statements. Accordingly, these consolidated financial statements should be read in conjunction with CIC's March 31, 2023 audited consolidated financial statements. The accounting policies and methods of computation used in the preparation of these consolidated financial statements are consistent with those disclosed in CIC's March 31, 2023 audited consolidated financial statements, with the exception of the adoption of IFRS 17 – *Insurance contracts*.

For purposes of CIC's consolidated MD&A, "CIC" and "the Corporation" refers to the consolidated entity.

Forward-Looking Information

Throughout the quarterly report, and particularly in the following discussion, forward-looking statements are made. These statements can be recognized by terms such as "outlook," "expect," "anticipate," "project," "continue," or other expressions that relate to estimations or future events. By their nature, forward-looking statements require assumptions based on current information, management experience and historical performance. Forward-looking information is subject to uncertainties, and, as a result, forward-looking statements are not a guarantee about the future performance of CIC and its subsidiary Crown corporations.

Readers should not place undue reliance on forward-looking statements, as several factors could cause actual results to differ materially from estimates, predictions and assumptions. Factors that can influence performance include, but are not limited to: global pandemics, weather conditions, commodity markets, general economic and geo-political conditions, interest and exchange rates, competition and the regulatory environment. Given these uncertainties, assumptions contained in the forward-looking statements may or may not occur.

A Closer View of CIC's Holdings

CIC is involved in a broad array of industries through various forms of investment. A number of investments are held as wholly-owned subsidiaries, while others are associates and joint operations, held through CIC's wholly-owned subsidiaries.

The following table lists significant wholly-owned subsidiaries, including the respective business line, which CIC consolidates in its financial statements:

Type	Investment	Major Business Line
Utilities	SaskPower	Electricity
	SaskTel	Information and Communications Technology
	SaskEnergy	Natural Gas Storage and Delivery
	SaskWater	Water and Wastewater Management
Insurance	SGI CANADA	Property and Casualty Insurance
Entertainment	LGS/SGC ¹	Entertainment
Investment and Economic Growth	CIC AMI	Investments

¹ Effective April 1, 2023, LGS began as a new commercial Crown corporation. LGS consolidates the management oversight for casinos, video lottery terminals, lotteries, and online gaming. As part of the new Crown corporation, Saskatchewan Gaming Corporation (SGC) was reconfigured as a wholly owned business subsidiary of LGS and will continue to operate casinos Regina and Moose Jaw, with no significant changes to overall operations. SGC Q1 financial results have been consolidated with LGS as of June 1, 2023 with the start of operations.

Consolidated Net Earnings (Loss)

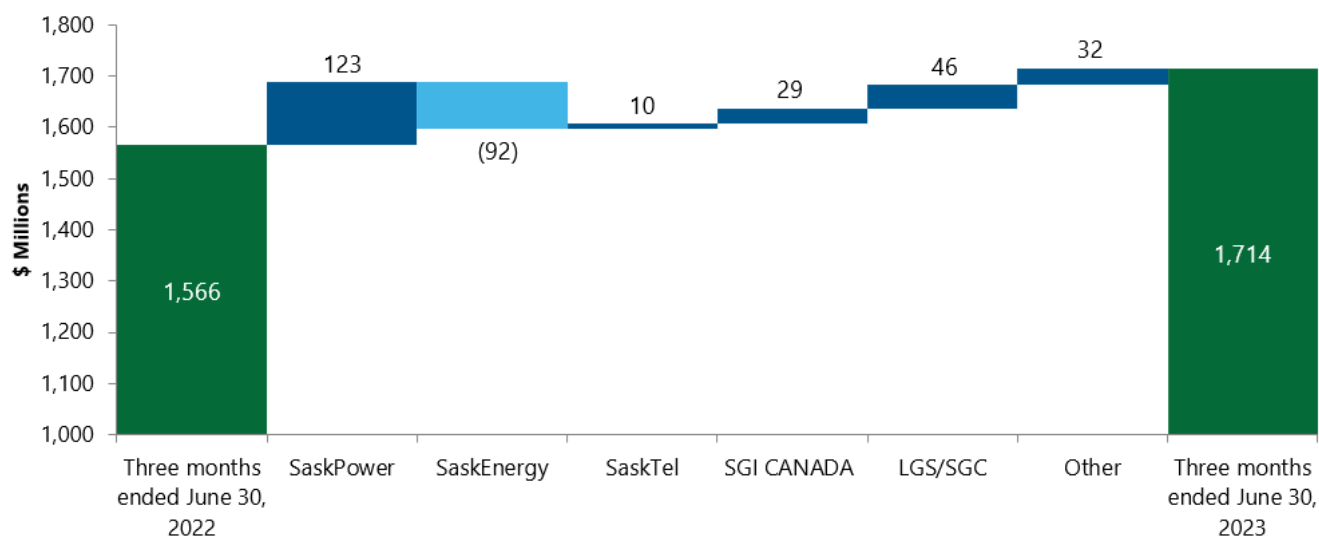
Subsidiary Corporation Earnings (Loss) (millions of dollars) (unaudited)	For the three months ended	
	June 30 2023	June 30 2022 (Restated – Note 3)
SaskPower	\$ 52.0	\$ (87.2)
LGS/SGC	26.8	5.3
SaskTel	19.7	21.8
SGI CANADA	8.4	(19.7)
SaskWater	2.4	2.5
CIC AMI	0.8	0.1
SaskEnergy	(16.8)	0.9
CIC (Separate)	46.5	28.3
Consolidation adjustments ²	<u>(46.2)</u>	<u>(28.1)</u>
Net earnings (loss)	\$ <u>93.6</u>	\$ <u>(76.1)</u>

² Consolidation adjustments reflect the elimination of all inter-entity transactions, such as revenues and expenses between Crown corporations and dividends paid by Crown corporations to CIC.

The Corporation's consolidated net earnings for the three months ended June 30, 2023, were \$93.6 million (2022 - \$76.1 million net loss), an increase of \$169.7 million compared to the same period in 2022. The Corporation experienced higher net earnings at SaskPower, LGS/SGC, SGI CANADA. SaskEnergy's overall earnings decreased but operating earnings was comparable to the prior year. A more detailed discussion of net earnings (loss) is included on the pages following.

Analysis of Consolidated Revenues and Expenses

Changes in Revenue



Revenue for the three months ended June 30, 2023 was \$1,713.5 million (2022 - \$1,565.7 million) a \$147.8 million increase over the same period in 2022 primarily related to increases at SaskPower, LGS/SGC, and SGI CANADA, partially offset by decreases at SaskEnergy.

SaskPower revenue increased by \$123.2 million primarily due to higher customer demand in all customer classes with power and oilfield classes showing the largest gains due to activity and economic condition improvements. The increase was also supplemented by two 4.0 per cent system average rate increases which were implemented effective September 1, 2022, and April 1, 2023 and a 3.0 per cent rate rider increase effective January 1, 2023. Additionally, export revenue increased due to higher sales volumes at higher prices to Alberta and the Southwest Power Pool.

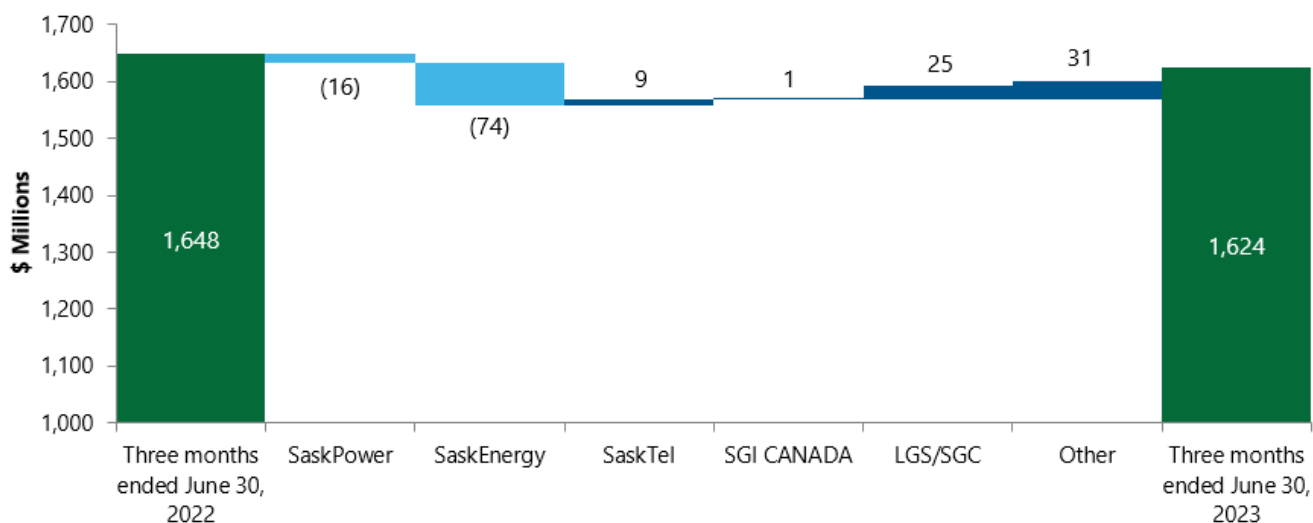
LGS/SGC revenue increased by \$46.3 million primarily driven by the start of LGS operations as well as an increase in casino guest count compared to the prior year. On June 1, 2023, because of LGS taking responsibility for the management oversight for casinos, VLTs, lotteries and online gaming in Saskatchewan, earnings from all of these business lines now flow to LGS instead of the Saskatchewan Liquor and Gaming Authority.

SGI CANADA revenue increased by \$29.3 million due to growth across all jurisdictions' lines of business. This includes customer growth as well as premium pricing adjustments. The largest growth was seen in Saskatchewan (7.7%), Alberta (6.8%) and British Columbia (8.2%).

SaskEnergy revenue decreased by \$92.1 million largely due to fewer opportunities to supplement revenues through its asset optimization strategy and unfavourable market value adjustments on natural gas contracts. When some sections of the Alberta natural gas transportation infrastructure were down for maintenance last year, SaskEnergy was able to take advantage and use its excess transportation capabilities to buy and sell natural gas to Alberta at favourable prices (i.e., asset optimization). However, the market in Q1 2023 is back to more "normal" operation and therefore the opportunities are not as numerous nor profitable.

Analysis of Consolidated Revenues and Expenses *(continued)*

Changes in Total Operating Expenses and Net Finance Expense



Total operating expenses and net finance expenses for the three months ended June 30, 2023 were \$1,624.2 million (2022 - \$1,648.3 million), a \$24.1 million decrease from the same period in 2022 primarily related to decrease at SaskPower and SaskEnergy.

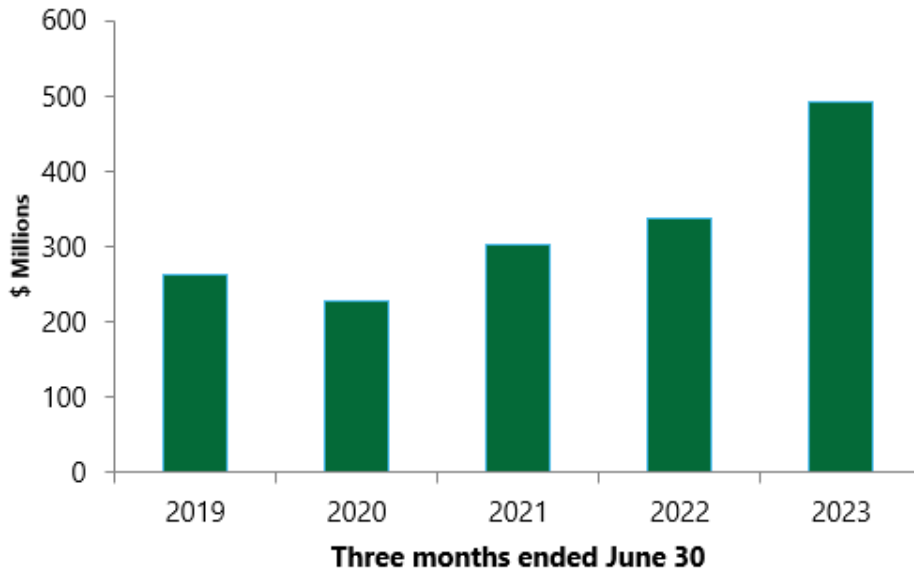
Total operating and net finance expenses decreased at SaskPower by \$15.9 million as a result of lower natural gas prices, reduced maintenance at the generation facilities due to timing of overhaul activities and lower emergency maintenance on the distribution infrastructure due to less storm activity. In addition, other capital related expenses decreased primarily due to higher debt retirement fund earnings, higher capitalized interest and lower losses on asset disposals and retirements.

Total operating and net finance expenses decreased at SaskEnergy by \$74.4 million primarily due to fewer opportunities to purchase and sell natural gas in the market lowering natural gas purchase costs. As transportation capacity in Alberta has increased, natural gas prices and price volatility have decreased which has reduced opportunities for SaskEnergy to take advantage of periodic unutilized transportation capacity to earn revenue.

The decrease in operating and net finance expenses is partially offset by the first year of LGS expenses and depreciation from recent capital expenditures at SGC. Other expenses include the impact of intercompany elimination of operating expenses.

Analysis of Consolidated Capital Resources

Capital Spending

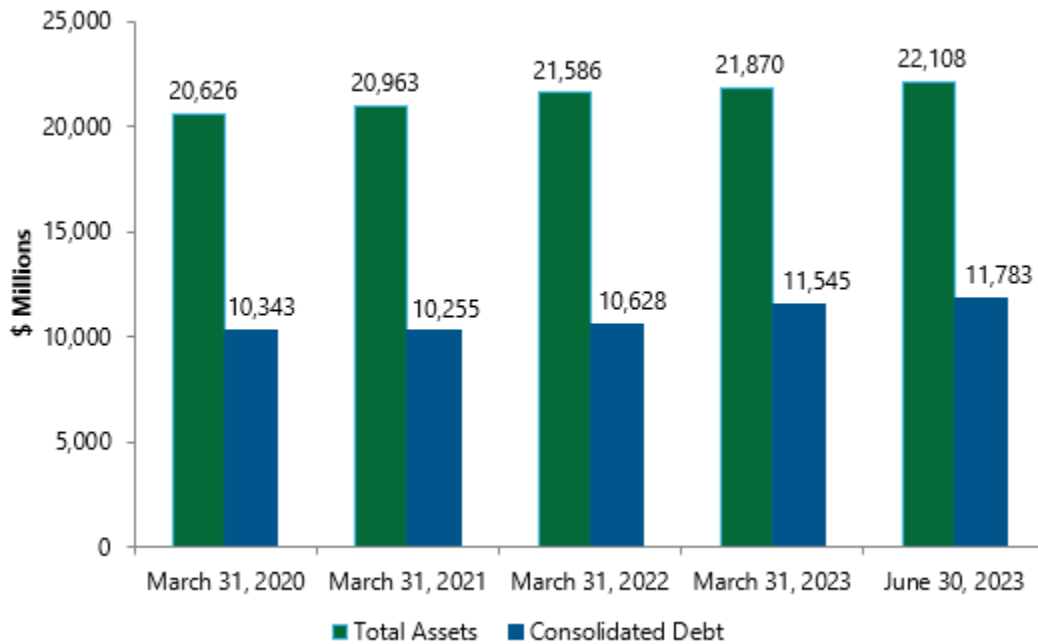


For the three months ended June 30, 2023, property, plant and equipment and intangible asset purchases were \$491.9 million (2022 - \$336.1million), a \$155.8 million increase from the same period in 2022. Major capital expenditures included:

- \$249.4 million at SaskPower related to new generation projects at the Aspen (Lanigan) and Great Plains (Moose Jaw), expanding generation at Ermine and Yellowhead Power Stations, connecting customers to the electricity system, increasing capacity, sustaining transmission and distribution infrastructure and the construction of the warehouse complex that will centralize maintenance, inventory and supply chain functions in Regina;
- \$95.1 million at SaskTel on 5G network modernization, wireless network enhancements, basic network growth and rural fibre expansion, and ongoing investment in existing infrastructure;
- \$86.6 Million at LGS primarily related to moving assets from SLGA to LGS;
- \$33.1 million at SaskEnergy primarily related to customer connections, system expansions to meet customer growth, and spending to ensure the safety and integrity of its extensive distribution and transmission system; and
- \$27.6 million at SaskWater related to the construction for the Regina non-potable water supply system to support industrial development in the region.

Analysis of Consolidated Capital Resources *(continued)*

Consolidated Debt



Consolidated debt at June 30, 2023 was \$11,783.2 million (March 31, 2023 - \$11,544.9 million), a \$238.3 million increase from March 31, 2023. The increase is primarily due to borrowing to fund heavy capital needs in the Crowns such as new electricity generation, 5G network modernization, fibre expansion and growth in pipeline capacity for water and natural gas.

Analysis of Consolidated Capital Resources *(continued)*

Liquidity and Capital Resources

CIC and its subsidiary Crowns finance capital requirements through internally generated cash flow and borrowing. The GRF borrows in capital markets on behalf of Crowns. The GRF has sufficient access to capital markets for anticipated borrowing requirements.

Province of Saskatchewan Credit Ratings as at June 30, 2023*	
Moody's Investor Service	Aa1
Standard & Poor's	AA
Dominion Bond Rating Service	AA (low)

*No changes in the Province of Saskatchewan credit rating since March 31, 2023.

Operating, Investing and Financing Activities

Cash Flow Highlights (millions of dollars) (unaudited)	For the three months ended	
	June 30 2023	June 30 2022 (Restated - Note 3)
Net cash from operating activities	\$ 351.3	\$ 188.0
Net cash used in investing activities	(506.7)	(286.6)
Net cash from financing activities	<u>102.6</u>	<u>189.6</u>
Net change in cash and cash equivalents	<u>\$ (52.8)</u>	<u>\$ 91.0</u>

Net cash from operating activities for the three months ended June 30, 2023 was \$351.3 million (2022 - \$188.0 million). The \$163.3 million increase is primarily due to higher net earnings and an overall favourable change in non-cash working capital balances.

Net cash used in investing activities for the three months ended June 30, 2023 was \$506.7 million (2022 - \$286.6 million). The \$220.1 million increase in cash used is primarily due to higher capital spending at SaskPower. This was partially offset by a decrease in net investment proceeds at SGI CANADA as a result of an increase in carrying value of investments reflecting more purchases than sales during the period and a one-time payment from Innovation Saskatchewan for the transfer of SOCO in the previous year.

Net cash from financing activities for the three months ended June 30, 2023 was \$102.6 million (2022 - \$189.6 million). The \$87.0 million decrease is largely due to SOCO's transfer to Innovation Saskatchewan in 2022 that contributed to a \$93.5 million equity repayment to the General Revenue Fund.

Debt Management

CIC and its subsidiary Crowns prudently manage debt to maintain and enhance financial flexibility. The CIC Board has approved debt ratio targets for CIC and its commercial subsidiaries that take into account their individual circumstances and industry benchmarks. All Crowns are within their debt ratio targets.

Outlook and Key Factors Affecting Performance

The Corporation's outlook for net earnings is highly dependent upon the performance and management of the subsidiary corporations. Earnings expectations are also subject to many variables including: weather conditions, commodity markets, general economic and geopolitical conditions, interest and exchange rates, competition and the regulatory environment. Earnings are largely driven by utility Crowns that have stable or growing customer demand and rates that are set in accordance with commercial principles.

The Corporation anticipates significant ongoing challenges including maintaining and expanding utility infrastructure at SaskPower, SaskEnergy and SaskWater as well as adapting to any regulatory changes; keeping pace with industry technological change and competition at SaskTel and SGI CANADA; and claims related to severe storms at SGI CANADA. Significant capital expenditures in these companies are expected in the medium term. In addition, continued volatility in financial markets may further affect valuation of pension liabilities, provisions, portfolio investments, and natural gas price management instruments and inventory.

Crown Investments Corporation of Saskatchewan
Condensed Consolidated Interim Statement of Financial Position
As at
(thousands of dollars)
(unaudited)

	Note	June 30 2023	March 31 2023 (Restated – Note 3)
ASSETS			
Current			
Cash and cash equivalents		\$ 264,050	\$ 316,868
Short-term investments		136,096	66,331
Short-term investments under securities lending program		55,915	98,753
Accounts receivable		788,444	837,812
Reinsurance contract asset	8	57,540	55,531
Derivative financial assets		43,324	75,004
Inventories		390,134	362,311
Prepaid expenses		111,992	119,215
Contract assets and costs		90,800	92,718
Assets held-for-sale	6	1,420	1,420
		1,939,715	2,025,963
Investments		2,053,580	1,994,079
Investments under securities lending program		380,181	364,920
Contract assets and costs		80,686	81,732
Investments in equity accounted investees		120,483	119,207
Property, plant and equipment		16,466,892	16,207,280
Right-of-use assets		521,833	534,331
Intangible assets		515,314	519,532
Other assets		29,223	22,553
		\$ 22,107,907	\$ 21,869,597
LIABILITIES AND PROVINCE'S EQUITY			
Current			
Trade and other payables		\$ 1,136,861	\$ 1,193,422
Derivative financial liabilities		54,516	61,919
Notes payable		861,507	1,305,512
Deferred revenue		3,894	4,047
Insurance contract liability	8	1,025,184	994,363
Lease liabilities		70,808	68,523
Long-term debt due within one year		440,212	152,100
Contract liabilities		99,672	120,359
		3,692,654	3,900,245
Provisions		558,518	562,969
Lease liabilities		891,110	904,914
Long-term debt		10,481,480	10,087,247
Contract liabilities		163,207	164,896
Employee future benefits		122,165	145,299
Other liabilities		58,746	42,587
		15,967,880	15,808,157
Equity advances		538,389	538,389
Retained earnings		5,443,155	5,369,584
Accumulated other comprehensive income	9	158,483	153,467
		6,140,027	6,061,440
		\$ 22,107,907	\$ 21,869,597

Commitments and contingencies 10

(See accompanying notes)

Crown Investments Corporation of Saskatchewan
Condensed Consolidated Interim Statement of Comprehensive Income (Loss)
For the Period
(thousands of dollars)
(unaudited)

	Note	April 1 to June 30 2023	April 1 to June 30 2022 (Restated – Note 3)
INCOME FROM OPERATIONS			
Revenue		\$ 1,713,547	\$ 1,565,666
Other income		1,741	3,032
	11	1,715,288	1,568,698
EXPENSES			
Operating		927,074	919,501
Salaries, wages and short-term employee benefits		251,110	240,152
Employee future benefits		18,216	16,850
Depreciation and amortization		250,734	246,704
Loss on disposal of property, plant and equipment		5,102	7,690
Impairment (recoveries) losses		(36)	53
Recovery of decommissioning and environmental remediation liabilities		(1,517)	-
Saskatchewan taxes and fees		53,343	49,220
	12	1,504,026	1,480,170
RESULTS FROM OPERATING ACTIVITIES		211,262	88,528
Finance income (losses)		22,853	(34,644)
Finance expenses		(143,068)	(133,455)
NET FINANCE EXPENSES		(120,215)	(168,099)
Share of net earnings from equity accounted investees		2,524	3,496
NET EARNINGS (LOSS)		93,571	(76,075)
OTHER COMPREHENSIVE INCOME (LOSS)			
Defined benefit plan actuarial gains		23,079	33,164
Unrealized losses on sinking funds		(8,398)	(40,371)
Unrealized losses on cash flow hedges		(9,780)	(386)
Amounts amortized to net earnings and included in net finance expenses		115	115
OTHER COMPREHENSIVE INCOME (LOSS)		5,016	(7,478)
TOTAL COMPREHENSIVE INCOME (LOSS)			
ATTRIBUTABLE TO THE PROVINCE			
OF SASKATCHEWAN		\$ 98,587	\$ (83,553)

(See accompanying notes)

Crown Investments Corporation of Saskatchewan
Condensed Consolidated Interim Statement of Changes in Equity
For the Period
(thousands of dollars)
(unaudited)

	Attributable to the Province of Saskatchewan			
	Equity Advances	Retained Earnings	Accumulated Other Comprehensive Income (Note 9)	Total Equity
Balance at March 31, 2022 (As reported)	\$ 631,889	\$ 5,511,486	\$ 206,792	\$ 6,350,167
Impact of the application of IFRS 17*	-	18,602	-	18,602
Balance at April 1, 2022 (Restated)*	\$ 631,889	\$ 5,530,088	\$ 206,792	\$ 6,368,769
Transfer of SOCO to Innovation Saskatchewan	-	(34,730)	282	(34,448)
Total comprehensive loss*	-	(76,075)	(7,478)	(83,553)
Dividends to the GRF	-	(45,000)	-	(45,000)
Equity repayments to the GRF	(93,500)	-	-	(93,500)
Balance at June 30, 2022 (Restated)*	\$ 538,389	\$ 5,374,283	\$ 199,596	\$ 6,112,268
Balance at July 1, 2022 (Restated)*	\$ 538,389	\$ 5,374,283	\$ 199,596	\$ 6,112,268
Total comprehensive income (loss)*	-	93,301	(46,129)	47,172
Dividends to the GRF	-	(98,000)	-	(98,000)
Balance at March 31, 2023 (Restated)*	\$ 538,389	\$ 5,369,584	\$ 153,467	\$ 6,061,440
Balance at April 1, 2023	\$ 538,389	\$ 5,369,584	\$ 153,467	\$ 6,061,440
Total comprehensive income	-	93,571	5016	98,587
Dividends to the GRF	-	(20,000)	-	(20,000)
Balance at June 30, 2023	\$ 538,389	\$ 5,443,155	\$ 158,483	\$ 6,140,027

* Restated for the adoption of IFRS 17 - *Insurance contracts*. Refer to Note 3 - Application of new accounting standards.

(See accompanying notes)

Crown Investments Corporation of Saskatchewan
Condensed Consolidated Interim Statement of Cash Flows
For the Period
(thousands of dollars)
(unaudited)

	Note	April 1 to June 30 2023	April 1 to June 30 2022 (Restated – Note 3)
OPERATING ACTIVITIES			
Net earnings (loss)		\$ 93,571	\$ (76,075)
Adjustments to reconcile net earnings to cash from operating activities	13	<u>392,485</u>	<u>412,022</u>
		486,056	335,947
Net change in non-cash working capital balances related to operations		37,021	24,257
SOCO cash transferred to Innovation Saskatchewan		-	(16,812)
Interest paid		(171,642)	(147,594)
Income taxes paid		(100)	(7,786)
<u>Net cash from operating activities</u>		<u>351,335</u>	<u>188,012</u>
INVESTING ACTIVITIES			
Interest received		10,124	7,904
Purchase of investments		(279,548)	(430,550)
Proceeds from sale and collection of investments		257,336	474,074
Purchase of property, plant and equipment		(476,148)	(326,335)
Costs related to the sale of property, plant and equipment		(2,660)	(2,019)
Purchase of intangible assets		(15,742)	(9,712)
(Increase) decrease in other assets		(61)	39
<u>Net cash used in investing activities</u>		<u>(506,699)</u>	<u>(286,619)</u>
FINANCING ACTIVITIES			
Decrease in notes payable		(444,005)	(56,737)
Increase in other liabilities		19,455	3,529
Debt proceeds from the GRF		802,761	441,716
Debt repayments to the GRF		(150,000)	-
Debt repayments to other lenders		(154)	(139)
Principal repayments of lease liabilities		(15,563)	(12,434)
Sinking fund instalments		(56,147)	(47,848)
Equity repayments		-	(93,500)
Dividends paid		(53,801)	(45,000)
<u>Net cash from financing activities</u>		<u>102,546</u>	<u>189,587</u>
NET CHANGE IN CASH AND CASH EQUIVALENTS DURING PERIOD		(52,818)	90,980
CASH AND CASH EQUIVALENTS, BEGINNING OF PERIOD		316,868	190,254
CASH AND CASH EQUIVALENTS, END OF PERIOD		\$ 264,050	\$ 281,234
Cash and cash equivalents consists of:			
Cash and cash equivalents		\$ 264,050	\$ 282,467
Bank indebtedness		-	(1,233)
		<u>\$ 264,050</u>	<u>\$ 281,234</u>

(See accompanying notes)

Crown Investments Corporation of Saskatchewan
Notes to Condensed Consolidated Interim Financial Statements
June 30, 2023
(unaudited)

1. General information

Crown Investments Corporation of Saskatchewan (CIC) is a corporation domiciled in Canada. The address of CIC's registered office and principal place of business is 400 - 2400 College Avenue, Regina, SK, S4P 1C8. The condensed consolidated interim financial statements of CIC comprise CIC and its subsidiaries (collectively referred to as "CIC" or "the Corporation") and the Corporation's interest in associates and joint operations with principal activities as described in Note 4(a).

The results included in these condensed consolidated interim financial statements should not be taken as indicative of the performance to be expected for a full fiscal year due to the seasonal nature of corporate operations.

2. Basis of preparation

a) Statement of compliance

These condensed consolidated interim financial statements have been prepared in accordance with International Accounting Standard (IAS) 34 - *Interim Financial Reporting*. The condensed consolidated interim financial statements do not include all of the information required for full annual financial statements, and accordingly should be read in conjunction with the March 31, 2023 audited consolidated financial statements.

The condensed consolidated interim financial statements were authorized for issue by the CIC Board Chair Honourable Dustin Duncan on August 29, 2023.

b) Functional and presentation currency

These condensed consolidated interim financial statements are presented in Canadian dollars, which is the Corporation's functional currency.

c) Use of estimates

The preparation of financial statements in conformity with IFRS requires management to make estimates and assumptions that affect the reported amounts of assets, liabilities, income and expenses. Actual results may differ from these estimates.

Estimates and underlying assumptions are reviewed on an on-going basis. Revisions to accounting estimates are recognized in the period in which the estimates are revised and in any future periods affected.

Significant items subject to estimates and assumptions include the carrying amounts of property, plant and equipment, right-of-use assets, lease liabilities, intangible assets, investment property, provisions, accounts receivable, inventories, investments, insurance and reinsurance contracts (Note 3 and 8), contract assets and costs, contract liabilities, investments in equity accounted investees, the underlying estimations of useful lives of depreciable assets, the fair value of financial instruments (Note 14), the carrying amounts of employee future benefits including underlying actuarial assumptions, and the measurement of commitments and contingencies (Note 10).

Crown Investments Corporation of Saskatchewan
Notes to Condensed Consolidated Interim Financial Statements
June 30, 2023
(unaudited)

2. Basis of preparation *(continued)*

d) Use of judgements

The preparation of financial statements in conformity with IFRS requires management to make judgements that affect the application of accounting policies. Significant items subject to judgement are included in the accounting policies listed in Note 4.

3. Application of new accounting standards

The Corporation has applied IFRS 17 effective April 1, 2023. This standard has brought significant changes to the accounting for insurance and reinsurance contracts. As a result, the Corporation has restated certain comparative information and presented the change in financial position as at April 1, 2022. The nature and effects of the key changes in the Corporation's accounting policies resulting from its adoption of IFRS 17 are summarized below.

a) Classification, recognition, measurement, and presentation of insurance contracts

IFRS 17 establishes principles for the recognition, measurement, presentation and disclosure of insurance contracts and reinsurance contracts. It introduces a model (general model) that measures groups of contracts based on the Corporation's estimates of the present value of future cash flows that are expected to arise as the Corporation fulfils the contracts, including an explicit risk adjustment for non-financial risk.

Entities also have the option to use a simplified measurement model, the Premium Allocation Approach (PAA), for contracts that are one year or less or for contracts longer than one year if there is no material difference in the liability for remaining coverage measured under both the PAA and the general measurement model.

The Corporation has elected to apply the PAA for all insurance and reinsurance contracts. When measuring liabilities for remaining coverage, the PAA is similar to the Corporations' previous accounting treatment under IFRS 4. However, when measuring liabilities for incurred claims the Corporation includes an explicit risk adjustment for non-financial risk. Under the PAA, the following are the key differences between IFRS 4 and IFRS 17:

- **Deferral of acquisition costs** - Under IFRS 17, insurance acquisition cash flows are costs directly attributable to selling or underwriting a portfolio of insurance contracts. An entity may elect to capitalize and amortize these costs over the coverage period based on the expected timing of incurred insurance service expense of the related group. It is similar to IFRS 4's deferred policy acquisition costs except that they also include a portion of allocated indirect costs, as a result, the Corporation has capitalized additional costs under IFRS 17.

3. Application of new accounting standards *(continued)*

- **Onerous contracts** – IFRS 17 requires the identification of groups of onerous contracts at a more granular level than the liability adequacy test performed under IFRS 4. In the event of the existence of onerous contracts, a loss component is recognized immediately in net income, which is earlier recognition than IFRS 4.
- **Discount rate** – Under IFRS 17, the net liability for incurred claims is discounted at a rate that reflects the characteristics of the liabilities and the duration of each portfolio. The Corporation has established a discount yield curve using risk-free rates adjusted to reflect the illiquidity characteristics of the applicable insurance contracts. Under IFRS 4, the Corporation discounted unpaid claims and reinsurance recoverable with a discount rate based upon the expected return of the bond investments that approximates the cash flow requirements of the unpaid claims.
- **Risk adjustment** – Under IFRS 4, unpaid claims and reinsurance recoverable included a risk margin to reflect the uncertainty in the discounted net claims liabilities. Under IFRS 17, the risk margin is replaced by a risk adjustment representing compensation that the entity requires for bearing the uncertainty from non-financial risk.

b) Changes to Presentation and Disclosure

Consolidated statement of financial position

IFRS 17 introduces changes to the way in which the Corporation presents and discloses financial results.

Reinsurance contract assets are separately presented in the consolidated statement of financial position and include amounts expected to be recovered from reinsurers and an allocation of the reinsurance premiums paid.

Insurance contract liabilities are presented in the consolidated statement of financial position as a single line item and consist of premiums receivable, deferred acquisition costs, unearned premiums, onerous loss component (if applicable), discounted and risk adjusted claim liabilities, and other related liabilities.

c) Transition

Changes in accounting policies resulting from the adoption of IFRS 17 have been applied using a full retrospective approach. Under the full retrospective approach, at April 1, 2022, the Corporation:

- identified, recognized and measured each group of insurance and reinsurance contracts as if IFRS 17 had always been applied;
- derecognized previously reported balances that would not have existed if IFRS 17 had always been applied. These included some deferred acquisition costs for insurance contracts, insurance receivables and payables, and provisions for taxes that are attributable to existing insurance contracts. Under IFRS 17, these items are included in the measurement of the insurance contracts; and
- recognized any resulting net difference in equity.

The Corporation has applied the transition provisions in equity and has not disclosed the impact of the adoption of IFRS 17 on each financial statement line item.

Crown Investments Corporation of Saskatchewan
Notes to Condensed Consolidated Interim Financial Statements
June 30, 2023
(unaudited)

3. Application of new accounting standards *(continued)*

The following table summarizes the impact of IFRS 17 on the Corporation's total equity:

i) Total Equity as at April 1, 2022

	(thousands of dollars)	
	Total Equity	
Balance as at March 31, 2022 (IFRS 4)	\$	6,350,167
Adjustment to defer additional acquisition costs		3,680
Change in discount rate		8,078
Change to risk adjustment		11,882
Other		(1,955)
Tax effect of all IFRS 17 changes		(3,083)
Total adjustments		18,602
Balance as at April 1, 2022 (IFRS 17)	\$	6,368,769

ii) Total Equity as at March 31, 2023

	Total Equity	
Balance as at March 31, 2023 (IFRS 4)	\$	6,033,027
Adjustment to defer additional acquisition costs		15,026
Adjustment to recognize expected onerous contracts		(5,883)
Change in discount rate		11,971
Change to risk		12,626
Other		(957)
Tax effect of all IFRS 17 changes		(4,370)
Total adjustments		28,413
Balance as at March 31, 2023 (IFRS 17)	\$	6,061,440

4. Significant accounting policies

The accounting policies and methods of computation used in the preparation of these condensed consolidated interim financial statements are consistent with those disclosed in CIC's March 31, 2023 audited consolidated financial statements, except for the new standards and amended standards adopted on April 1, 2023 as described in Note 3.

a) Basis of consolidation

Subsidiaries

Saskatchewan provincial Crown corporations are either designated as subsidiary Crown corporations of CIC or created as CIC Crown corporations under *The Crown Corporations Act, 1993* (the Act). The Act assigns specific financial and other responsibilities regarding these corporations to CIC.

Crown Investments Corporation of Saskatchewan
Notes to Condensed Consolidated Interim Financial Statements
June 30, 2023
(unaudited)

4. Significant accounting policies *(continued)*

Unaudited condensed separate interim financial statements for CIC have been prepared to show the financial position and results of operations of the corporate entity. In addition, condensed interim financial statements for each of the undernoted Crown corporations, which are consolidated in these financial statements, are prepared and released publicly:

Wholly-owned subsidiaries domiciled in Canada	Principal activity
SaskPower	Electricity
SaskTel	Information and communications technology
SaskEnergy	Natural gas storage and delivery
SaskWater	Water and wastewater management
SGI CANADA	Property and casualty insurance
LGS/SGC	Entertainment

In addition to the Crown corporations listed above, the Corporation also consolidates the accounts of a wholly-owned share capital subsidiary CIC Asset Management Inc.

Associates and joint ventures (investments in equity accounted investees)

Associates are those entities in which the Corporation has significant influence, but not control, over strategic financial and operating decisions. Significant influence is presumed to exist when the Corporation holds between 20.0 and 50.0 per cent of the voting power of another entity.

Joint ventures are those entities over whose activities the Corporation has joint control, established by contractual agreement and requiring unanimous consent for strategic financial and operating decisions, and provide the Corporation with rights to the net assets of the arrangement.

Associates and joint ventures are accounted for using the equity method and are recognized initially at cost. The Corporation's investment includes any goodwill identified at acquisition, net of accumulated impairment losses.

The consolidated financial statements include the Corporation's share of the total comprehensive income and equity movements of equity accounted investees, after adjustments to align the accounting policies with those of the Corporation, from the date that significant influence or joint control commences until the date that significant influence or joint control ceases. When the Corporation's share of losses exceeds its interest in equity accounted investees, the carrying amount of that interest is reduced to Nil and the recognition of further losses is discontinued except to the extent that the Corporation has an obligation or has made payments on behalf of the investee.

4. Significant accounting policies *(continued)*

Joint operations

i) Totnes Natural Gas Storage Facility (Totnes)

The Corporation has a 50.0 per cent interest in Totnes, which operates natural gas storage facilities in Saskatchewan.

ii) International CCS Knowledge Centre

The Corporation has a 50.0 per cent interest in the BHP SaskPower Carbon Capture and Storage (CCS) Knowledge Centre Inc. This not-for-profit corporation was established to advance the understanding and use of CCS as a means of managing greenhouse gas emissions and to further research projects as agreed upon by its members from time to time. The operations are fully funded by BHP Canada Inc. as per the sponsorship funding agreement which has been extended to December 31, 2026.

Transactions eliminated on consolidation

Inter-group balances and transactions, and any unrealized income and expenses arising from inter-group transactions, are eliminated in preparing the condensed consolidated interim financial statements. Unrealized gains arising from transactions with investments in equity accounted investees are eliminated against the investment to the extent of CIC's interest in the investee. Unrealized losses are eliminated in the same way as unrealized gains, but only to the extent that there is no evidence of impairment.

b) Insurance and reinsurance contracts

Classification and summary of measurement models

All insurance contracts and all reinsurance contracts are measured under a simplified measurement model, the PAA.

Recognition

The Corporation initially recognizes a groups of insurance contracts it issues from the earliest of the following:

- The beginning of its coverage period;
- The date when the first payment from a policyholder is due or when the first payment is received if there is no due date; or
- When facts and circumstances indicate that the contract is onerous.

The Corporation initially recognizes a group of reinsurance contracts held:

- From the beginning of the coverage period of the group unless the reinsurance contracts provide proportionate coverage, in which case it is on the initial recognition of any underlying contracts; or
- The date the Corporation recognized an onerous group of underlying contracts if the Corporation entered into the related reinsurance contracts at or before that date.

4. Significant accounting policies *(continued)*

Contract boundaries

The measurement of groups of insurance and reinsurance contracts includes all the future cash flows within the boundary of each contract.

Cash flows are within the boundary of a contract if they arise from substantive rights and obligations that exist during the reporting period in which the Corporation can compel the policyholder to pay the premiums or has a substantive obligation to provide the policyholder with services.

A substantive obligation or right ends when the Corporation has the practical ability to reassess risks and can set a price or level of benefits that fully reflects those risks.

Measurement models

The carrying amount of group of insurance and reinsurance contracts at the end of each reporting period is composed of the following:

- Liability for remaining coverage: the obligation to provide coverage after the reporting period for insured events that have not occurred.
- Liability for incurred claims: the obligation to investigate and pay claims for insured events that have already occurred, including events that have occurred but for which claims have not yet been reported to the Corporation and other incurred insurance expenses.

- Asset for remaining coverage: the right to receive coverage from a reinsurer after the reporting period for insured events that have not yet occurred.
- Asset for incurred claims: the right to receive compensation for reinsured events that have already occurred, including events that have occurred, but for which reinsured claims have not been reported.

Premium Allocation Approach

The Corporation applies the PAA when measuring the liability for remaining coverage as follows:

- i) Initial and subsequent measurement
The Corporation has elected to not discount the liability for remaining coverage under the PAA.

- ii) Insurance acquisition cashflow
The Corporation has elected to defer insurance acquisition cash flows and amortize the costs over the coverage period.

Crown Investments Corporation of Saskatchewan
Notes to Condensed Consolidated Interim Financial Statements
June 30, 2023
(unaudited)

4. Significant accounting policies *(continued)*

iii) Onerous Contracts

The Corporation assumes no contracts in a portfolio are potentially onerous at initial recognition unless facts and circumstances indicate otherwise. The Corporation has developed a methodology for identifying indicators of possible onerous contracts, including reviewing forward looking expectations such as budget information, rate indications as well as historical experience.

iv) Reinsurance contracts are measured on the same basis as insurance contracts, except:

- They are adapted to reflect the features of reinsurance contracts that differ from insurance contracts, for example the generation of expenses or reduction in expenses rather than revenue.
- They include an allowance for non-performance risk by the reinsurer (which is presented in net revenue (expenses) from reinsurance contracts), and
- The risk adjustment represents the amount of risk being transferred to the reinsurer.

v) Liability for incurred claims

The Corporation has elected to discount all of its liability for incurred claims.

vi) Derecognition and contract modification

The Corporation derecognizes a contract when it is extinguished – i.e. when the specified obligations in the contract expire or are discharged or cancelled.

The Corporation also derecognizes a contract if its terms are modified in a way that would have changed the accounting for the contract significantly had the new terms always existed, in which case a new contract based on the modified terms is recognized. If a contract modification does not result in derecognition, then the Corporation treats the changes in cash flows caused by the modification as changes in estimates of fulfilment cash flows.

5. Status of CIC

CIC was established by Order in Council 535/47 dated April 2, 1947 and is continued under the provisions of *The Crown Corporations Act, 1993*. CIC is an agent of His Majesty in Right of the Province of Saskatchewan and as a provincial Crown corporation is not subject to federal and provincial income taxes. Certain associates, joint ventures, joint operations and subsidiaries are not provincial Crown corporations and are subject to federal and provincial income taxes.

Establishment of LGS

Effective April 1, 2023, LGS began as a new commercial Crown corporation. LGS consolidates the management oversight for casinos, video lottery terminals, lotteries, and online gaming. As part of the new Crown corporation, SGC was reconfigured as a wholly owned business subsidiary of LGS and will continue to operate casinos Regina and Moose Jaw, with no significant changes to overall operations.

Crown Investments Corporation of Saskatchewan
Notes to Condensed Consolidated Interim Financial Statements
June 30, 2023
(unaudited)

5. Status of CIC *(continued)*

LGS/Saskatchewan Indian Gaming Authority (SIGA) Casino and Online Gaming Operating Agreements

The government and the Federation of Sovereign Indigenous Nations (FSIN) have established a Gaming Framework Agreement for gaming in the province. FSIN established SIGA, a not-for-profit company, for the operation of First Nations' casinos. LGS, as an agent of the government, and SIGA entered into casino and online gaming operating agreements to establish the roles and responsibilities of each party in their operation. Per the Criminal Code of Canada, LGS is responsible for the casinos, slot machine, VLTs and online gaming schemes, including the conduct, management, maintenance and integrity.

6. Assets held-for-sale

As of June 30, 2023, non-current assets were classified as held for sale within the condensed consolidated statement of financial position. At June 30, 2023, the land and building assets are measured at carrying amount, which are no longer depreciated. The carrying amount of the land and building assets held for sale as at the end of the period was \$1.4 million (March 31, 2023 - \$1.4 million).

7. Equity advances and capital disclosures

The Corporation does not have share capital. However, the Corporation has received advances from the GRF to form its equity capitalization. The advances are an equity investment in the Corporation by the GRF.

Due to its ownership structure, the Corporation has no access to capital markets for equity. Equity advances in the Corporation are determined by the shareholder on an annual basis. Dividends and equity repayments to the GRF are determined through the Saskatchewan provincial budget process on an annual basis.

The Corporation closely monitors its debt level utilizing the debt ratio as a primary indicator of financial health. The debt ratio measures the amount of debt in the Corporation's capital structure. The Corporation uses this measure in assessing the extent of financial leverage and, in turn, its financial flexibility.

Too high a ratio relative to target indicates an excessive debt burden that may impair the Corporation's ability to withstand downturns in revenues and still meet fixed payment obligations. The ratio is calculated as net debt divided by capitalization at the end of the period.

CIC reviews the debt ratio targets of all its subsidiary Crown corporations on an annual basis to ensure consistency with industry standards. This review includes subsidiary Crown corporations' plans for capital spending. The target debt ratios for subsidiary Crown corporations are approved by the CIC Board. The Corporation uses targeted debt ratios to compile a weighted average debt ratio for the CIC Crown sector.

The Corporation raises most of its capital requirements through internal operating activities, notes payable and long-term debt through the GRF. This type of borrowing allows the Corporation to take advantage of the Province of Saskatchewan's strong credit rating and receive financing at attractive interest rates.

The Corporation made no changes to its approach to capital management during the year and complied with all externally imposed capital requirements.

Crown Investments Corporation of Saskatchewan
Notes to Condensed Consolidated Interim Financial Statements
June 30, 2023
(unaudited)

7. Equity advances and capital disclosures *(continued)*

The debt ratio is as follows (thousands of dollars):

	June 30 2023	March 31 2023 (Restated – Note 3)
Total debt (a)	\$ 11,783,199	\$ 11,544,859
Less: Sinking funds	<u>(1,058,837)</u>	<u>(1,006,726)</u>
Net debt	10,724,362	10,538,133
Equity	<u>6,140,027</u>	<u>6,061,440</u>
Capitalization	<u>\$ 16,864,389</u>	<u>\$ 16,599,573</u>
Debt ratio	63.6%	63.5%

a) Total debt includes long-term debt, long-term debt due within one year and notes payable.

8. Insurance and reinsurance contracts

(thousands of dollars)

The net carrying amounts of insurance and reinsurance contracts are as follows:

	June 30 2023	March 31 2023 (Restated – Note 3)
Liability for remaining coverage	\$ 241,611	\$ 225,916
Liability for incurred claims	<u>783,573</u>	<u>768,447</u>
Insurance contract liabilities	<u>1,025,184</u>	<u>994,363</u>
Asset for remaining coverage	21,397	15,496
Asset for incurred claims	<u>36,143</u>	<u>40,035</u>
Reinsurance contract assets	<u>57,540</u>	<u>55,531</u>
Net insurance and reinsurance contracts	<u>\$ 967,644</u>	<u>\$ 938,832</u>

Crown Investments Corporation of Saskatchewan
Notes to Condensed Consolidated Interim Financial Statements
June 30, 2023
(unaudited)

9. Accumulated other comprehensive income

(thousands of dollars)

	June 30	March 31
	2023	2023
Items that may be subsequently reclassified to net earnings:		
Unrealized losses on sinking funds	\$ (81,125)	\$ (72,727)
Unrealized gains on cash flow hedges	1,031	10,811
Realized losses on cash flow hedges	(9,744)	(9,859)
	(89,838)	(71,775)
Items that will not be reclassified to net earnings:		
Impact of defined benefit plan actuarial assumption changes and asset ceiling	248,321	225,242
	\$ 158,483	\$ 153,467

10. Commitments and contingencies

The Corporation has various legal matters pending which, in the opinion of management, will not have a material effect on the Corporation's consolidated financial position or results of operations. Should the ultimate resolution of actions differ from management's assessments and assumptions, a material adjustment to the Corporation's financial position or results of operations could result.

11. Revenue and other income

(thousands of dollars)

	June 30	June 30
	2023	2022
		(Restated – Note 3)
Utilities ¹	\$ 1,355,664	\$ 1,316,068
Insurance	324,107	294,537
Entertainment	74,694	28,401
Other and consolidation adjustments	(39,177)	(70,308)
	\$ 1,715,288	\$ 1,568,698

¹Utilities revenue primarily consists of revenue from contracts with customers. These contracts include wireless, internet, television, telephone, electricity, water, and natural gas contracts.

Crown Investments Corporation of Saskatchewan
Notes to Condensed Consolidated Interim Financial Statements
June 30, 2023
(unaudited)

12. Insurance service expenses

(thousands of dollars)

Total expenses in the consolidated statement of comprehensive income includes expenses related to insurance service per IFRS 17 per below:

	June 30	June 30
	2023	2022
		(Restated – Note 3)
Insurance service expenses	\$ 281,469	\$ 253,445
Net expenses from reinsurance contracts	15,900	8,640
	\$ 297,369	\$ 262,085

13. Condensed consolidated interim statement of cash flows

(thousands of dollars)

	April 1 to	April 1 to
	June 30	June 30
	2023	2022
Adjustments to reconcile net earnings to cash provided from operating activities		
Depreciation and amortization	\$ 250,734	\$ 246,704
Share of net earnings from equity accounted investees	(2,525)	(3,496)
Defined benefit plan current service costs	1,291	820
Recovery of decommissioning and environmental remediation liabilities	(1,517)	-
Unrealized losses on derivative financial instruments	17,010	857
Inventory write-downs	2,875	1,919
Loss on disposal of property, plant and equipment	4,711	7,690
Impairment (recoveries) losses	(36)	53
Net finance expenses	120,215	168,099
Other non-cash items	(273)	(10,624)
	\$ 392,485	\$ 412,022

14. Fair value of financial instruments

Fair value measurements are categorized into levels within a fair value hierarchy based on the nature of inputs used in the valuation.

Level 1 - Unadjusted quoted prices for identical assets or liabilities are readily available from an active market. The Corporation defines an active market based on the frequency of valuation, any restrictions or illiquidity on disposition of the underlying asset or liability, and trading volumes.

Level 2 - Inputs, other than quoted prices included in level 1 that are observable either directly or indirectly.

Level 3 - Inputs are not based on observable market data.

Crown Investments Corporation of Saskatchewan
Notes to Condensed Consolidated Interim Financial Statements
June 30, 2023
(unaudited)

14. Fair value of financial instruments *(continued)*

The Corporation's financial instruments are categorized within this hierarchy as follows (thousands of dollars):

June 30, 2023				
	Level 1	Level 2	Level 3	Total
Cash and cash equivalents	\$ 264,050	\$ -	\$ -	\$ 264,050
Notes payable	-	861,507	-	861,057
Investments - fair value through profit or loss	308,326	926,571	246,900	1,481,797
Investments - fair value through other comprehensive income	-	1,058,837	-	1,058,837
Investments - amortized cost	-	85,138	-	85,138
Long-term debt	-	10,254,294	-	10,254,294
Physical natural gas contracts - net	-	2,491	-	2,491
Natural gas price swaps - net	-	(13,683)	-	(13,683)
Foreign exchange forward contracts - net	-	-	-	-

March 31, 2023				
	Level 1	Level 2	Level 3	Total
Cash and cash equivalents	\$ 316,868	\$ -	\$ -	\$ 316,868
Notes payable	-	1,305,512	-	1,305,512
Investments - FVTPL	298,113	922,569	241,240	1,461,922
Investments - FCOCI	-	1,006,726	-	1,006,726
Investments - AC	-	55,764	-	55,764
Long-term debt	-	9,707,718	-	9,707,718
Physical natural gas contracts - net	-	19,501	-	19,501
Natural gas price swaps - net	-	(6,764)	-	(6,764)
Foreign exchange forward contracts - net	-	348	-	348

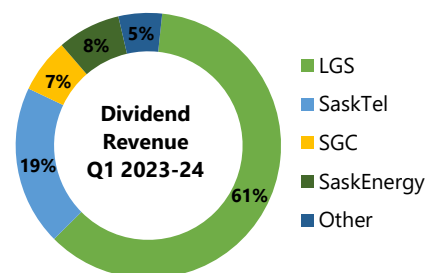
CIC SEPARATE FINANCIAL STATEMENTS

CIC Separate Management Discussion & Analysis

Analysis of CIC Separate Financial Results

CIC is the Provincial Government’s holding company for its commercial Crowns. CIC has invested equity in its subsidiary Crown corporations and collects dividends from these corporations. Dividends are based on the overall financial health of the subsidiary Crown and its need for capital investment and debt reduction, if required.

This narrative on CIC’s separate June 30, 2023, first quarter results should be read in conjunction with the March 31, 2023, audited separate financial statements. For the purposes of this narrative on CIC’s separate financial results, “CIC” refers to the holding company.



Financial Results

CIC Separate First Quarter Earnings (millions of dollars) (unaudited)	For the three months ended	
	June 30 2023	June 30 2022
Dividend revenue	\$ 49.2	\$ 31.4
Add: Finance and other revenue	0.2	0.1
Less: Operating, salaries and other expenses	<u>(2.9)</u>	<u>(3.2)</u>
Total Separate Earnings	<u>\$ 46.5</u>	<u>\$ 28.3</u>

Net Earnings

Net earnings for the three months ended June 30, 2023, were \$46.5 million (2022 - \$28.3 million), an increase of \$18.2 million. The increase in net earnings is primarily due to the newly created Crown corporation LGS on April 1, 2023 with operations starting effective June 1, 2023 (see Note 4). A more detailed discussion of the net earnings is included on the following pages.

Dividend Revenue

Crown dividends are calculated in accordance with CIC’s dividend policy and typically based on a percentage of operating earnings; however, various factors may lead to an amount being set on an alternate basis. Operating earnings excludes any non-cash fair market value adjustments on items such as financial instruments and inventory. Dividend targets are based on the overall financial health of the subsidiary Crown and its infrastructure reinvestment requirements, financial performance and debt reduction, if required. These targets are subject to change during the year if there is a significant change in circumstances.

Dividend revenue for the three months ended June 30, 2023 increased \$17.8 million to \$49.2 million from the same period in 2022-23. The improved performance of the portfolio is primarily due to a first time dividend declared by LGS of \$30.0 million partially offset by lower dividends from SaskTel of \$9.1 million and SaskEnergy of \$1.9 million.

Analysis of CIC Separate Financial Results *(continued)*

Dividend Revenue *(continued)*

On June 1, 2023, LGS began operations responsible for the management oversight for casinos, video lottery terminals, lotteries and online gaming in Saskatchewan. As a result, earnings from all Saskatchewan based casinos, the province's VLT program, and online gaming now flow to LGS. LGS was able to provide a \$30.0 million dividend to CIC.

In addition, effective June 1, 2023, SGC became a wholly-owned subsidiary of LGS and now pays dividends to LGS. As SGC was still a subsidiary Crown during April and May 2023, the corporation paid CIC a dividend of \$3.3 million based on earnings for those two months.

SaskTel's dividend of \$9.6 million is \$9.1 million lower than the prior year's first quarter dividend of \$18.6 million. In July 2022, CIC's Board approved a 2022-23 dividend payout rate reduction to 40 per cent of operating earnings, from 70 per cent, to help fund capital projects resulting in a significant decrease in dividend payments to CIC.

SaskEnergy's dividend of \$3.8 million was \$1.8 million lower than the prior year's first quarter dividend of \$5.6 million due to lower-than-expected operating earnings because of reduced opportunities to take advantage of unutilized transportation capacity to boost revenues, combined with higher operating and maintenance expenses, depreciation and amortization expense and finance costs. This was partially offset by a higher commodity margin resulting from the August 1, 2022 rate increase. Transportation and storage revenues were also higher as customers had greater service requirements compared to the prior period.

Operating, Salaries and Other Expenses

Operating, salaries and other expenses were \$2.9 million (2022 - \$3.2 million), \$0.3 million lower comparable to the same period of 2022-23. This is largely due to the Saskatchewan Rate Review Panel (SRRP) as the Panel's expenses were significantly lower compared to the prior period due to the timing of reviews.

Liquidity and Capital Resources

CIC finances its capital requirements through internally generated cash flow and, infrequently, through borrowing from the GRF. The GRF borrows on CIC's behalf in capital markets.

Operating, Investing and Financing Activities

Cash Flow Highlights (millions of dollars) (unaudited)	For the three months ended	
	June 30 2023	June 30 2022
Net cash from operating activities	\$ 20.3	\$ 46.7
Net cash from investing activities	0.2	93.5
Net cash used in financing activities	<u>(20.1)</u>	<u>(138.6)</u>
Net change in cash	<u>\$ 0.4</u>	<u>\$ 1.6</u>

Analysis of CIC Separate Financial Results *(continued)*

Operating, Investing and Financing Activities *(continued)*

Net cash from operating activities was \$20.3 million (2022 - \$46.7 million), a decrease of \$26.4 million. Overall dividends declared by the Crowns have improved year over year largely due to the start of LGS's operations and the shift of some of the province's gaming revenues to the new Crown. However, payment of these dividends has not yet been received by CIC. The Crowns, including LGS, declare dividends to CIC at quarter end and pay them three months later which results in differences between dividend payments received and what is recorded as revenue.

Net cash from investing activities was \$0.2 million (2022 - \$93.5 million), a decrease in cash of \$93.3 million. This decrease is due to CIC receiving \$93.5 million the first quarter of 2022-23 from Innovation Saskatchewan as a payment for CIC's investment in SOCO.

Net cash used in financing activities was \$20.1 million (2022 - \$138.6 million), a decrease in cash used of \$118.5 million. This is a result of a lower dividend payment to the GRF of \$20.0 million at the end of Q1 compared to \$45.0 million in the same period last year. Also, CIC paid an equity repayment to the GRF of \$93.5 million at the end of Q1 in 2022-23, equal to the amount received from the transfer of SOCO to Innovation Saskatchewan.

Debt Management

CIC as a legal entity has no debt. Currently, CIC does not expect to borrow in 2023-24.

Outlook and Key Factors Affecting Performance

The level of earnings of subsidiary Crown corporations is the key factor affecting CIC's earnings as a holding company, and thus CIC's ability to pay dividends. The CIC Board determines dividend levels after considering medium term reinvestment needs within each Crown corporation to sustain operations, to grow and diversify, and for debt reduction if necessary.

The Crown earnings and dividend levels are impacted by, but not limited to, weather conditions, commodity markets, general economic and geopolitical conditions, interest rates, performance, competition, regulatory environment and technology changes. Market variability, any potential restrictions or business challenges from the pandemic and the continued recovery of economic activity may impact the Crowns for the remainder of 2023-24.

CIC regularly assesses the appropriateness of the carrying value of its investments and adjusts the value of investments if it judges them to have other than a temporary increase or decline in carrying value.

Crown Investments Corporation of Saskatchewan
Condensed Separate Interim Statement of Financial Position
As at
(thousands of dollars)
(unaudited)

	Note	June 30 2023	March 31 2023
ASSETS			
Current			
Cash		\$ 21,951	\$ 21,536
Interest and accounts receivable		14,682	7,536
Dividends receivable		49,200	23,202
		85,833	52,274
Equity advances to Crown corporations	5	943,931	943,931
Investments in share capital corporations		4,956	4,956
Property, plant and equipment		221	233
Right-of-use assets		3,349	3,427
		\$ 1,038,290	\$ 1,004,821
LIABILITIES AND PROVINCE'S EQUITY			
Current			
Interest and accounts payable		\$ 16,458	\$ 9,393
Lease liabilities		446	438
		16,904	9,831
Lease liabilities		2,944	3,025
		19,848	12,856
Equity advances		538,389	538,389
Retained earnings		480,053	453,576
		1,018,442	991,965
		\$ 1,038,290	\$ 1,004,821

(See accompanying notes)

Crown Investments Corporation of Saskatchewan
Condensed Separate Interim Statement of Comprehensive Income
For the Period
(thousands of dollars)
(unaudited)

	Note	April 1 to June 30 2023	April 1 to June 30 2022
INCOME FROM OPERATIONS			
Dividend revenue	6	\$ 49,201	\$ 31,445
EXPENSES			
Operating		558	1,086
Salaries and short-term employee benefits		2,077	1,889
Employee future benefits		126	107
Depreciation		131	121
		2,892	3,203
EARNINGS FROM OPERATIONS		46,309	28,242
Finance income		181	98
Finance expense		(13)	(10)
NET FINANCE INCOME		168	88
NET EARNINGS		46,477	28,330
OTHER COMPREHENSIVE INCOME		-	-
TOTAL COMPREHENSIVE INCOME			
ATTRIBUTABLE TO THE PROVINCE			
OF SASKATCHEWAN		\$ 46,477	\$ 28,330

(See accompanying notes)

Crown Investments Corporation of Saskatchewan
Condensed Separate Interim Statement of Changes in Equity
For the Period
(thousands of dollars)
(unaudited)

Attributable to the Province of Saskatchewan			
	Equity Advances	Retained Earnings	Total Equity
Balance at April 1, 2022	\$ 631,889	\$ 493,476	\$ 1,125,365
Total comprehensive income	-	28,330	28,330
Dividend to the GRF	-	(45,000)	(45,000)
Equity repayments to the GRF	(93,500)	-	(93,500)
Balance at June 30, 2022	\$ 538,389	\$ 476,806	\$ 1,015,195
Balance at July 1, 2022	\$ 538,389	\$ 476,806	\$ 1,015,195
Total comprehensive income	-	74,770	74,770
Dividends to the GRF	-	(98,000)	(98,000)
Equity repayments to the GRF	-	-	-
Balance at March 31, 2023	\$ 538,389	\$ 453,576	\$ 991,965
Balance at April 1, 2023	\$ 538,389	\$ 453,576	\$ 991,965
Total comprehensive income	-	46,477	46,477
Dividend to the GRF	-	(20,000)	(20,000)
Equity repayments to the GRF	-	-	-
Balance at June 30, 2023	\$ 538,389	\$ 480,053	\$ 1,018,442

(See accompanying notes)

Crown Investments Corporation of Saskatchewan
Condensed Separate Interim Statements of Cash Flows
For the Period
(thousands of dollars)
(unaudited)

Note	April 1 to June 30 2023	April 1 to June 30 2022
OPERATING ACTIVITIES		
Net earnings	\$ 46,477	\$ 28,330
Items not affecting cash from operations		
Depreciation	131	121
Net finance income	(168)	(88)
	46,440	28,363
Net change in non-cash working capital balances related to operations	7 (26,079)	18,323
Interest paid	(13)	(10)
Net cash from operating activities	20,348	46,676
INVESTING ACTIVITIES		
Interest received	181	98
Proceeds from transfer of Saskatchewan Opportunities Corporation	-	93,500
Purchase of property, plant and equipment	(5)	(45)
Net cash from investing activities	176	93,553
FINANCING ACTIVITIES		
Equity advance repaid to the GRF	-	(93,500)
Dividend paid to the GRF	(20,000)	(45,000)
Principal repayment of lease liabilities	(109)	(100)
Net cash used in financing activities	(20,109)	(138,600)
NET CHANGE IN CASH AND CASH EQUIVALENTS DURING PERIOD	415	1,629
CASH AND CASH EQUIVALENTS, BEGINNING OF PERIOD	21,536	19,004
CASH AND CASH EQUIVALENTS, END OF PERIOD	\$ 21,951	\$ 20,633

(See accompanying notes)

Crown Investments Corporation of Saskatchewan
Condensed Separate Interim Statements of Cash Flows
For the Period
(thousands of dollars)
(unaudited)

1. General information

Crown Investments Corporation of Saskatchewan (CIC) is a corporation domiciled in Canada. The address of CIC's registered office and principal place of business is 400 - 2400 College Avenue, Regina, SK, S4P 1C8. CIC was established to act as a holding corporation for the Province's commercial Crown sector. CIC develops broad corporate policy, directs investments for its subsidiaries and provides dividends to the Province's General Revenue Fund (GRF). A list of CIC's subsidiaries is contained in Note 4.

2. Basis of preparation

a) Statement of compliance

The condensed separate interim financial statements have been prepared in accordance with International Accounting Standard (IAS) 34 - *Interim Financial Reporting*. The policies set out have been consistently applied to all the periods presented unless otherwise noted. CIC's condensed separate interim financial statements are prepared at the request of the Legislative Assembly of Saskatchewan. The condensed separate interim financial statements do not include all the information required for full annual financial statements, and accordingly should be read in conjunction with the March 31, 2023 audited separate financial statements.

The condensed separate interim financial statements were authorized for issue by CIC Board Chair Honourable Dustin Duncan on August 29, 2023.

b) Functional and presentation currency

These condensed separate interim financial statements are presented in Canadian dollars, which is CIC's functional currency.

3. Summary of significant accounting policies

The accounting policies and methods of computation used in the preparation of these condensed separate interim financial statements are consistent with those disclosed in CIC's March 31, 2023 audited separate financial statements.

CIC's condensed separate interim financial statements do not consolidate the activities of its subsidiaries.

CIC prepares condensed consolidated interim financial statements. The unaudited condensed consolidated interim financial statements were authorized for issue by CIC Board Chair Honourable Dustin Duncan on August 29, 2023. CIC's condensed consolidated interim financial statements should be referenced for further information.

Crown Investments Corporation of Saskatchewan
Condensed Separate Interim Statements of Cash Flows
For the Period
(thousands of dollars)
(unaudited)

4. Status of Crown Investments Corporation of Saskatchewan

CIC was established by Order in Council 535/47 dated April 2, 1947 and is continued under the provisions of *The Crown Corporations Act, 1993* (the Act). CIC is an agent of His Majesty in Right of the Province of Saskatchewan and as a provincial Crown corporation is not subject to federal and provincial income taxes. Certain jointly controlled enterprises and subsidiaries are not provincial Crown corporations and are subject to federal and provincial income taxes.

The Act assigns specific financial and other responsibilities to CIC regarding Crown corporations designated or created as subsidiary Crown corporations of CIC under the Act. The following wholly-owned Crown corporations have been designated or created by Order in Council:

SaskPower	SaskWater
SaskTel	SGI CANADA
SaskEnergy	LGS/SGC ¹

In addition to the above Crown corporations, CIC is the sole shareholder of CIC Asset Management Inc. (CIC AMI), a wholly-owned share capital subsidiary which is domiciled in Canada.

¹ Lotteries and Gaming Saskatchewan launched on June 1, 2023 consolidating the management oversight for casinos, video lottery terminals, lotteries, and online gaming. As part of the new Crown corporation, SGC was reconfigured as a wholly-owned subsidiary of LGS, while continuing to operate casinos Regina and Moose Jaw.

5. Equity advances to Crown corporations

	June 30 2023	March 31 2023
SaskPower	\$ 593,000	\$ 593,000
SaskTel	237,000	237,000
SGI CANADA	80,000	80,000
SaskEnergy	21,531	21,531
SaskWater	8,700	8,700
LGS/SGC	3,700	3,700
	\$ 943,931	\$ 943,931

6. Dividend revenue

	April 1 to June 30 2023	April 1 to June 30 2022
LGS/SGC	\$ 33,250	\$ 4,252
SaskTel	9,573	18,638
SaskEnergy	3,764	5,645
Information Services Corporation	1,248	1,248
SaskWater	788	1,662
SaskPower	578	-
	\$ 49,201	\$ 31,445

Crown Investments Corporation of Saskatchewan
Condensed Separate Interim Statements of Cash Flows
For the Period
(thousands of dollars)
(unaudited)

7. Net change in non-cash working capital balances related to operations

	April 1 to June 30 2023	April 1 to June 30 2022
(Increase) decrease in interest and accounts receivable	\$ (7,146)	\$ 4
(Increase) decrease in dividends receivable	(25,998)	18,408
Increase (decrease) in interest and accounts payable	7,065	(89)
	\$ (26,079)	\$ 18,323